

PREPARING FOR COLLEGE

STEPS TO TAKE AS A SENIOR

Dalila Benameur

Academic Counselor



IMPORTANT DATES

- Senior Year in Review: September 7, 2017
- COLLEGE FAIR: Wednesday September 13, 2017 at 9:15am
- Personal Statement Writing
- Workshop: TBA
- P. S Editing: Friday October 6, 2017
- FAFSA: October 1, 2017

APPLICATION PROCESS

- 1. Pulling Your Application Together:
 - A. Narrow your list of colleges
 - B. Make a calendar and note:
 - Test dates, fees, and deadlines
 - College application due dates
 - Required financial aid applications and deadlines

APPLICATION PROCESS


- Recommendations, transcripts, and other necessary materials.
- Your high school's deadlines for application requests, such as your transcript
- Ask for recommendations EARLY. Give each teacher your extra-curricular activities sheet and evaluation forms

APPLICATION PROCESS

- Write application essays and ask teachers, parents, and friends to read first drafts.



EARLY ACTION V. EARLY DECISION?

- November 1: For early admissions, colleges may require test scores and applications in early November.
 - Ask if the college offers an early estimate of financial aid eligibility.
 - Talk to your counselor about CSS Profile/ Financial Aid Profile and complete your profile early
- 

EARLY ACTION V. EARLY DECISION?

- ED applicants must attend the college they are admitted into.
- Early actions are non-binding. You do not have to commit until the normal reply date of May 1.



EARLY DECISION APPLICANTS

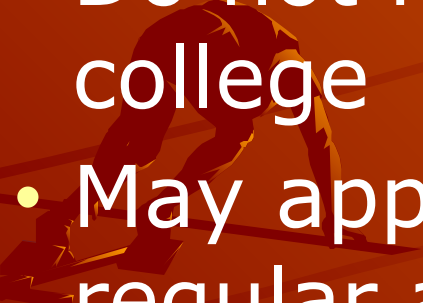
- Apply early to first-choice college
- Usually receive notification/decision in December
- Agree to attend the college if accepted and offered a financial aid package
- May only apply to one college for ED

EARLY DECISION APPLICANTS


- May apply to other colleges under regular admission
- Must withdraw all other applications when accepted by ED
- Must give a non-refundable deposit way before May 1



EARLY ACTION APPLICANTS

- Apply early
 - Receive notification/decision by January or February
 - Do not have to commit to an EA college
 - May apply to other colleges under regular admission plans
 - Must give the college a decision no later than the May 1 national response date
- 
- A silhouette of a runner in starting blocks, positioned on the left side of the slide, partially overlapping the text.

WHO SHOULD APPLY EARLY?

- Students who have researched colleges extensively and know what to do
 - If you are sure that the college is your first choice
 - If you meet or exceed the requirements
 - If you have an academic record that has been consistently solid throughout H.S
- 

BENEFITS OF APPLYING EARLY

- Reduces stress by finding out early
- Saves times and applications
- Gives students more time to look for housing
- If not accepted, gives you time to check other options



DRAWBACKS


- Pressure to decide
- Reduced financial aid opportunities
- Time crunch for other applications
- Senioritis



THE COMMON APPLICATION

- About 500 colleges on the common app.
- Allows you to fill out one application for all of the colleges that you want to apply to and that are on the list.
- Let your counselor know how many colleges you plan to apply to through it.
- Still have to check each college specific requirements, such as essays, personal statement, etc...
- www.commonapp.org

SEPTEMBER

- 1. See your counselor to discuss your applications.
 - 2. Get started on your applications right away.
 - 3. Review your transcript to make sure that all information is correct.
 - 4. Start working on college essays and personal statement.
- 

OCTOBER

- 1. Ask for recommendation letters.
- 2. Take SAT tests if required by colleges. Make sure to send scores to your school or colleges.
- Prepare and submit your FAFSA.
Application opens October 1, 2017



NOVEMBER

1. Submit early applications.
2. Finalize essays.
3. Check with teachers and counselor to make sure that letters were sent.
4. Take SAT tests.



DECEMBER

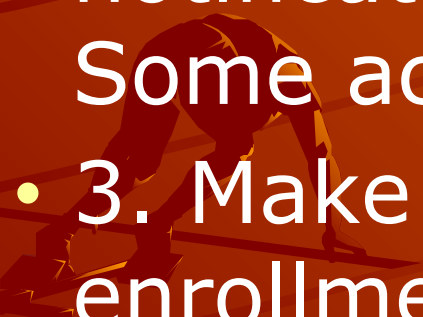
- 1. Wrap up all college applications.
- 2. Take SAT tests if you have not taken them yet.
- 3. Submit all college applications before Winter Break.




JANUARY & FEBRUARY

- 1. Early decisions come in (possibly earlier).
- 2. Mid-Year Reports are due.
- 3. Contact colleges and confirm that all necessary materials have been received.
- 4. Don't get senioritis!
- 5. Prepare for interviews

MARCH & APRIL

- 1. Some college decisions arrive in March.
 - 2. Upon receiving college notifications, read them carefully. Some action may be required.
 - 3. Make a final decision and submit enrollment form and deposit check to the school you select before May 1.
- 

MAY & JUNE


- 1. Make sure AP scores are sent to college.
 - 2. After graduation, pick up your HS diploma & transcripts from Counselor and send your final transcript to the college you are enrolled in.
- 

MAY & JUNE

- 3. Finalize your housing plans.
- 4. Make sure to sign up for orientation and take appropriate placement exams



IMPORTANCE OF EXTRACURRICULAR ACTIVITIES

- Colleges care about your contributions in school and outside.
 - They want to know about the kind of person you are outside the classroom, such as your long-term commitments, role in the community, how you manage your time, etc...
- 

IMPORTANCE OF EXTRACURRICULAR ACTIVITIES

- Colleges care about consistency, sincerity, and work ethics.
- They don't look for long lists of activities.
- Make sure to have community service and a balanced set of extracurricular activities.
- Do Not forget about your hours for graduation. They are due in January.

IMPORTANT WEBSITES

- www.commonapp.org
- www.collegeboard.com
- www.actstudent.org
- www.fafsa.ed.gov
- www.fastweb.com
- www.isna.net

IMPORTANT WEBSITES

- www.educationconnection.com
- www.programadvisor.com
- www.collegeview.com
- www.finaid.org/scholarships/average
- Academic Counseling Webpage at www.universalschool.org